

PremiumLine: ...Design and comfort

The PremiumLine is a new sophisticated Bionic Therapy Chair which has been developed for oncology. The chair combines functionality, design and comfort to meet the superior demands of your patients.


Special features of the PremiumLine are the large head segment with tiltable side segments and a separate neck roll, the unique armrest design and the knee roll as well as the foldable foot rest.

The PremiumLine is equipped with four smooth-running wheels with central brake, shock position by foot pedal and removable armrests. Five motors are located under the removeable seat segment and allow quick adjustment of the therapy chair by handswitch.

Various colours make the chair fit perfectly into your desired environment.


Standard colour:

Creme



Special colours:

Pistazio




Safran



Kirsche



Dolphin



Ocean



A variety of other upholstery colours is also available. Please contact us!

Technical Data

Dimensions

Seat segment width	65 cm
Chair width, incl. armrests	95 cm
Total length	220 cm
Total weight	95.5 kg
Ground clearance	6 cm

Adjustment features

Back segment	75° - 0°
Seat segment	30° - 5°
Leg segment	5° - 70°
Foot rest electrical	15 cm
Height adjustment	60 - 80 cm

Safety

Safe maximum load	185 kg
Angle of shock position	- 12°
Time for shock position	10 sec

Electrical specifications

Power supply / voltage	230 V 50/60 Hz
Voltage	173 VA
Protection class	2
Protection category	IPX 4
In compliance with	EN 60601
Motors	5



Therapy Chair
for oncology



Bionic Medizintechnik GmbH ... a JMS-corporation • Max-Planck-Straße 21
D-61381 Friedrichsdorf/Germany • Phone +49 (0) 6172-7576-0
Fax +49 (0) 6172-7576-10 • info@bionic-jms.com • www.bionic-jms.com

Right for technical modifications reserved.
B-MOBPLE/1





PremiumLine



The foot rest can be folded in and out manually and also adjusted electrically to support the sitting position of your patients.



A special feature is the huge head segment with tiltable side segments and a neck roll which creates a private atmosphere.



With the clamping lever the head segment can be fast and easily adjusted in height to fit perfectly to your patient.



Due to high speed technology the shock position is reached fast. The emergency foot pedal allows hands free operation.



The unique armrest design as well as the comfortable knee roll offer a special sitting position and atmosphere.

